



NEW CHANGES



REQUEST A QUOTE

415 BACKHOE LOADER


| | |
|----------------------------|----------|
| Net Power - SAE J1349 | 70 HP |
| Dig Depth - Standard | 14 ft |
| Operating Weight - Maximum | 24250 lb |



REQUEST A QUOTE

416 BACKHOE LOADER

| | |
|----------------------------|-------------------------------|
| Net Power - SAE J1349 | 70 HP (52 kW) / 86 HP (64 kW) |
| Dig Depth - Standard | 14 ft |
| Operating Weight - Maximum | 24250 lb |



REQUEST A QUOTE

420 BACKHOE LOADER

| | |
|----------------------------|--------------------------------|
| Net Power - SAE J1349 | 92 HP (68 kW) / 103 HP (76 kW) |
| Dig Depth - Standard | 14 ft |
| Operating Weight - Maximum | 24250 lb |

Modern Design
3 cards each column..

Charge - 12000/-

416 Backhoe Loader

SHARE < PRINT > DOWNLOAD PDF >

REQUEST A QUOTE

VIEW ALL OPTIONS

APPLY FOR CREDIT

Layout Design will be changed..



Slider Image with zoom features

Dynamic Section

SPECIFICATIONS

BENEFITS & FEATURES

RELATED EQUIPMENT

SPECIFICATIONS

Engine

Net Power - SAE J1349
70 HP (52 kW) / 86 HP (64 kW)

Displacement
220in³

Net Power Rating at 2,200 rpm - SAE J1349
86hp

Net Power Rating at 2,200 rpm - ISO 9249
85hp

Ratings at 2,200 rpm - Gross Power SAE J1995
96hp


Level 0

Level 1

Level 2.1

Level 2.0


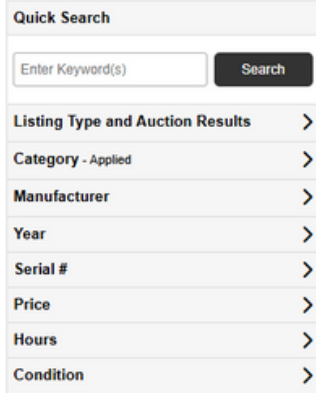
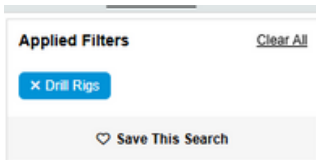
Recommended For You



**Related Section
Design Will be Changed**

Charge - 6000/-

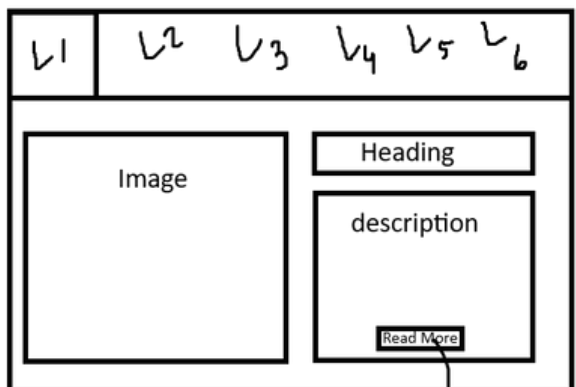
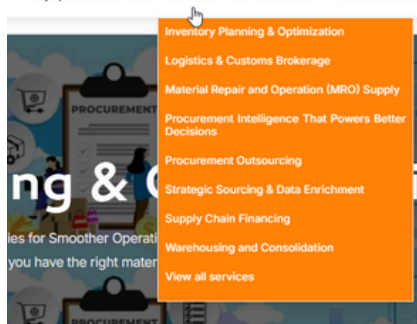
**Archive Page
where all products
are list**



**All type of Searching will be
there..
Like - category,
manufacture and so on..**

**archive page will have
slider.. in image.. (optional)**

Equipments for Sale **Services** Service Areas Industries we se



**Service Section Archive
Dynamic**

Redirect to Details Page.